Lowell Area Fire and
Emergency Services Authority
Lowell Area Fire Department, 315 S. Hudson St. Lowell, MI 49331
616-897-7354

Friday, January 07, 2022

LOWELL AREA FIRE AND EMERGENCY SERVICES AUTHORITY MEETING NOTICE

Thursday, January 13, 2022 AT 7:00 P.M.

AT

LOWELL FIRE DEPARTMENT
315 S. HUDSON
LOWELL, MI 49331

Also via Zoom
https://us02web.zoom.us/j/89296982245?pwd=S3dNV2pmNC9NYXJobUdreVIvQnY0UT09

Meeting ID: 892 9698 2245
Passcode: 733963

Zoom Dial in

1-312-626-6799

LOWELL AREA FIRE AND EMERGENCY SERVICES BOARD
MEETING AGENDA

Thursday, January 13th, 2022 at 7:00 PM
Look Memorial Fire Station

1. ROLL CALL

2. APPROVAL OF THE AGENDA

3. APPROVAL OF THE MINUTES

A. Approval of the Regular Meeting Minutes from December 9th, 2021

4. FINANCIAL REPORTS
A. FINANCIAL REPORT January 2022

5. PUBLIC COMMENT (MAXIMUM OF 2 MINUTES PER SPEAKER)

6. OLD BUSINESS
A.

7. NEW BUSINESS

A. Elections of 2022 Board Officers

B. Rockford Ambulance 2021 review

C. 2022/ 2023 Budget

D. Chief's Annual Review Schedule

E. Cable Fund Grant Application

8. COMMITTEE REPORTS

A. Capital Appropriations

B. Financial

9. FIRE CHIEF'S REPORT AND UPDATES
11. MEMBER COMMENTS

12. DATE FOR NEXT MEETING(S)
February 10th 2022

at 7:00 PM
13. ADJOURNMENT

Lowell Area Fire & Emergency Services Authority Meeting Minutes

Thursday, December 9th, 2021 at 7:00pm.
Look Memorial Fire Station.

1) ROLL CALL:

Board Chair Marks called the meeting to order at 7:00pm.
Members present: Jessica Marks via Zoom in Lowell, MI, Carlton Blough, Dave Pasquale, Tim Wittenbach, Kate Dernocoeur and Mike DeVore.
Also present: Fire Chief Shannon Witherell.

2) APPROVAL OF THE AGENDA:

IT WAS MOVED BY PASQUALE and seconded by DERNOCOEUR to approve the agenda with new business items E and F added. Yes-Wittenbach, Dernocoeur, Blough, Marks, DeVore. Motion carried.

3) APPROVAL OF THE MINUTES:

A) IT WAS MOVED BY BLOUGH and seconded by DEVORE to approve the minutes from the October 12th meeting as presented. Yes-Marks, Blough, Dernocoeur, Wittenbach, DeVore. Motion carried.

4) FINANCIAL REPORTS:

A) IT WAS MOVED BY DERNOCOEUR and seconded by BLOUGH to accept the November financial reports. Yes-Blough, Wittenbach, Dernocoeur, DeVore, Pasquale, Marks. Motion carried.
B) IT WAS MOVED BY WITTENBACH and seconded by PASQUALE to accept the December financial reports. Yes-Blough, Wittenbach, Dernocoeur, DeVore, Pasquale, Marks. Motion carried.

5) PUBLIC COMMENT:

-None. Public Comment was closed.

6) OLD BUSINESS:

-None.

7) NEW BUSINESS:

A) Department Policy A0310-Seat Belt Use: Chief Witherell presented the board with the seat belt guideline and recommended the board adopt it as a policy. IT WAS MOVED BY DEVORE and seconded by DERNOCOEUR to adopt the seat belt policy. Yes-DeVore, Pasquale, Marks, Blough, Wittenbach, Dernocoeur. Motion carried.

B) Firefighter Christmas Hams: Chief Witherell requested board permission to purchase and distribute the annual ham coupons. IT WAS MOVED BY DEVORE and seconded by WITTENBACH to purchase and distribute Christmas Ham coupons. Yes-Wittenbach, Dernocoeur, Marks, Blough, Pasquale, DeVore. Motion carried.

C) Future staffing discussion: Chief Witherell presented the board with a rough draft of options for the Inspector and Administrative Assistant positions using existing staff for cost savings. No motion was necessary.

D) Building security and entry: Chief Witherell presented an estimate for entry key-card and accountability measures for the Fire Station. It is only an update and discussion item, as the City Council has an agenda item to cover the whole cost. No motion was necessary.

E) Light and Power Autopay: With the new Light and Power portal going live, there is an option for autopay. Chief Witherell recommended that they enroll. IT WAS MOVED BY WITTENBACH and seconded by DEVORE to enroll in autopay with Lowell Light and Power. Yes-Wittenbach, Dernocoeur, Marks, Blough, Pasquale, DeVore. Motion carried.

F) Siemen's Mechanical Maintenance Proposal: Chief Witherell presented the board with an HVAC cleaning and maintenance plan from Siemen's. IT WAS MOVED BY WITTENBACH and seconded by DEVORE to approve the contract. Yes-DeVore, Marks, Blough, Wittenbach, Pasquale, Dernocoeur. Motion carried.

8) COMMITTEE REPORTS:

A) CAPITAL APPROPRIATIONS:

-None.

B) FINANCIAL:

-None.

9) FIRE CHIEF REPORT AND UPDATES:

-Chief Witherell provided the Board with his report. Included were a record response volume of 101 calls in November and the planning of a large scale active assailant training with outside agencies.

10) CLOSED SESSION FOR ANNUAL FIRE CHIEF REVIEW:

IT WAS MOVED BY DEVORE and seconded by DERNOCOEUR to move to closed session for the purposes of the annual Fire Chief's review. Yes-Marks, DeVore, Wittenbach, Blough, Pasquale, Dernocoeur. CLOSED SESSION INITIATED.

IT WAS MOVED BY DEVORE and seconded by DERNOCOEUR to return to open session for completion of meeting. Yes-Dernocoeur, Wittenbach, Blough, Marks, DeVore, Pasquale. OPEN SESSION RESUMED.

11) <u>MEMBER COMMENTS:</u>

-Kate brought notes for Shannon and Nicole.

-Tim thanked Kate for getting the notes and thanked the department members for all their hard work this year.

12) <u>DATE FOR NEXT MEETING:</u>

The next meeting is scheduled for January 13th, 2022 at 7pm.

.

<u>13) ADJOURNMENT:</u>

IT WAS MOVED BY DEVORE and seconded by DERNOCOEUR to adjourn at 8:43pm. Yes-Wittenbach, Dernocoeur, Marks, Blough, Pasquale, DeVore. Meeting adjourned.

Lowell Area Fire and Emergency Services Authority
Statement of Net Position
December 31, 2021

ASSETS

		Unrestricted
Current Assets		
	Cash	$ 54,510.79
	Due from Lowell Township	-
	Due from Vergennes Township	-
	Due from City of Lowell	-
	TOTAL Current Assets	54,510.79
Fixed Assets		
	Furniture and Equipment	-
	TOTAL ASSETS	$ 54,510.79

LIABILITIES AND NET ASSETS

Current Liabilities		
	Accounts Payable	$ 670.74
	Accrued Payroll	-
	Payroll liabilities	7,185.37
Long-Term Liabilities	TOTAL Current Liabilities	7,856.11
Net Assets	TOTAL Long-Term liabilities	-
	Beginning Net Assets	29,720.77
	Increase (Decrease) Net Assets	16,933.91
	TOTAL Net Assets	46,654.68
	TOTAL LIABILITIES AND NET ASSETS	$ 54,510.79

Lowell Fire Authority
Statement of Revenues, Expenditures, and Changes in Fund Balances
For the One and Five Months Ended December 31, 2021

	Current Month	General Fund Year to date	Budget	Available Balance	% of the budget used
Revenues					
Lowell Township	-	$ 79,230.26	158,460.50	$ 79,230.24	50.00%
Vergennes Township	-	65,536.46	131,072.92	65,536.46	50.00%
City of Lowell	-	68,849.30	137,698.58	68,849.28	50.00%
Cost of Recovery Program	-	3,241.10	1,072.00	(2,169.10)	302.34%
Sale of Old Off Road Vehicle	-	-	-	-	#DIV/0!
Grants	-	112,500.00	112,500.00	-	100.00%
Interest and Dividends	6.59	63.70	-	(63.70)	#DIV/0!
Misc. Income	-	-	-	-	#DIV/0!
Total Revenues	$ 6.59	$ 329,420.82	$ 540,804.00	$ 211,383.18	60.91%
Expenditures					
Salaries--Permanent	7,153.85	30,318.04	$ 69,440.00	$ 39,121.96	43.66%
Salaries--Temporary	16,976.00	78,322.39	162,200.00	83,877.61	48.29%
Payroll Taxes	1,845.93	8,310.95	17,550.00	9,239.05	47.36%
Worker's Compensation	-	11,824.00	12,800.00	976.00	92.38%
Office Supplies	15.89	515.89	1,000.00	484.11	51.59%
Operating Supplies	118.01	17,272.59	33,270.00	15,997.41	51.92%
Fuel	824.00	4,535.36	4,500.00	(35.36)	100.79%
Professional Services					
Legal	-	244.00	4,000.00	3,756.00	6.10%
Accounting	510.00	3,440.00	7,000.00	3,560.00	49.14%
Auditing	-	4,900.00	4,900.00	-	100.00%
Biocare	-	9,481.00	9,660.00	179.00	98.15%
Kent County Fire Assessment	-	340.00	17,000.00	16,660.00	2.00%
Other	-	-	4,150.00	4,150.00	0.00%
Communications	-	15,690.90	13,717.00	(1,973.90)	114.39%
Travel Expenses	-	1,506.12	2,000.00	493.88	75.31%
Insurance	-	8,265.00	11,000.00	2,735.00	75.14%
Public Utilities	896.53	7,534.74	14,000.00	6,465.26	53.82%
Repair and Maintenance--Buildings	-	11,324.93	8,900.00	(2,424.93)	127.25%
Repair and Maintenance--Vehicles	49.98	2,232.24	11,475.00	9,242.76	19.45%
Repair and Maintenance--Other	-	1,519.23	5,230.00	3,710.77	29.05%
Miscellaneous	1,335.19	4,680.34	1,500.00	(3,180.34)	312.02%
Public Education	-	1,496.69	1,500.00	3.31	99.78%
Training	-	9,317.35	15,000.00	5,682.65	62.12%
Capital Expenses					
Building Upgrades	-	-	-	-	#DIV/0!
Fire & Rescue Vehicle Equipment	9,951.35	77,399.75	2,930.14	(74,469.61)	2641.50%
Fire Vehicles	-	743.43	-	(743.43)	#DIV/0!
Capital Expense - Other	1,271.97	1,271.97			
TOTAL Expenditures	$ 40,948.70	$ 312,486.91	$ 434,722.14	$ 123,507.20	71.88%

Date	Name	Memo	Split	Debit	Credit	Balance
12/01/2021	Direct Deposit	Memo:ACCOUNTANTSWORLD PAYROLLDBT 73270954	1 · Payroll Clearing Accou		1,942.03	-1,942.03
12/03/2021	Consumers Energy	Service Period 10.08.2021 to 11.08.2021	20000 · Accounts Payable		190.70	-2,132.73
12/03/2021	Billing EFT Payment		67002 · Accounting		500.00	-2,632.73
12/04/2021	Meijer	Memo:XX1554 CHK PURCH SIG MEIJER # 205 877-363-4537 MI 0000	69000 · Capital Expense		1,271.97	-3,904.70
12/06/2021	City of Lowell #2-02210-2 - Water Bill	Service Period 10.16.2021 to 11.15.2021	20000 · Accounts Payable		263.41	-4,168.11
12/06/2021	City of Lowell #2-02215-1- Water Bill	Service 10.16.2021 to 11.15.2021	20000 · Accounts Payable		5.68	-4,173.79
12/06/2021	Dinges Fire Company	Invoice 23699	20000 · Accounts Payable		319.00	-4,492.79
12/06/2021	J&B Medical Supply	Invoice 7888148	20000 · Accounts Payable		79.01	-4,571.80
12/06/2021	Life EMS Ambualance of Grand Rapids	Run Number 21-132252	20000 · Accounts Payable		612.46	-5,184.26
12/06/2021	Lowell Light and Power	Service Dates 10.26.2021 to 11.26.2021	20000 · Accounts Payable		457.50	-5,641.76
12/06/2021	Red Creek Waste Services Inc.	Invoice 18BR00391	20000 · Accounts Payable		40.28	-5,682.04
12/08/2021	Direct Deposit	Memo:ACCOUNTANTSWORLD PAYROLLDBT 73464613	1 · Payroll Clearing Accou		14,190.22	-19,872.26
12/08/2021	Child Support EFT Payment	Memo:ACCOUNTANTSWORLD PAYROLLDBT 73464643	5 · Garnishment Payable		145.91	-20,018.17
12/09/2021	Federal Electronic Payment	026013577689119	3 · Federal 941		4,245.27	-24,263.44
12/09/2021	Adobe	9.5+	64900 · Office Supplies		15.89	-24,279.33
12/10/2021	Thomas Van Putten		1 · Payroll Clearing Accou		216.72	-24,496.05
12/11/2021	Amazon.com	Order No. 6597039	68000 · Operating Supplie		32.60	-24,528.65
12/13/2021	Fuel Management System - Pacific Pride		62300 · Fuel		421.50	-24,950.15
12/15/2021	Allied Fire Sales & Service LLC		20000 · Accounts Payable		9,951.35	-34,901.50
12/15/2021	J&B Medical Supply	Invoice 7791124	20000 · Accounts Payable		87.20	-34,988.70
12/15/2021	Direct Deposit	Memo:ACCOUNTANTSWORLD PAYROLLDBT 73780461	1 · Payroll Clearing Accou		1,942.01	-36,930.71
12/15/2021			1 · Payroll Clearir	216.72		-36,713.99
12/15/2021	Commercial Service Charge		64800 · Miscellaneous		9.50	-36,723.49
12/20/2021	Strategic Accounting & Tax Solutions		67002 · Accounting		10.00	-36,733.49
12/23/2021	Lowell Light and Power	corpayone 1000140042 LowellLight R10	68600 · Public Utilities		93.76	-36,827.25
12/23/2021	Eagle Engraving	corpayone 1000140042 EagleEngraving,	64800 · Miscellaneous		108.45	-36,935.70
12/23/2021	Lowell Light and Power	corpayone 1000140042 LowellLight R9	68600 · Public Utilities		176.79	-37,112.49
12/27/2021	FirehouseDecals, Inc.	Memo:corpayone 1000139761 FirehouseDecals	20000 · Accounts Payable		1,703.75	-38,816.24
12/27/2021	Lifesaver CPR	Memo:corpayone 1000139761 Lifesaver CPR R	20000 · Accounts Payable		400.00	-39,216.24
12/27/2021	FIRE PROS INC	Memo:corpayone 1000139761 FIRE PROS INC R	20000 · Accounts Payable		151.50	-39,367.74
12/27/2021	Bernard's Ace Hardware	Memo:corpayone 1000139761 BernardsAce R5	20000 · Accounts Payable		84.75	-39,452.49
12/27/2021	Stryker Medical	Memo:corpayone 1000139761 Stryker Medical	20000 · Accounts Payable		306.00	-39,758.49
12/27/2021	Lowell Light and Power	Memo:corpayone 1000140042 LowellLight R7	20000 · Accounts Payable		131.23	-39,889.72
12/27/2021	Lowell Light and Power	Memo:corpayone 1000140042 LowellLight R8	20000 · Accounts Payable		140.37	-40,030.09
12/27/2021	Fuel Management System - Pacific Pride		62300 · Fuel		402.50	-40,432.59
12/28/2021	NAPA Auto Parts	corpayone 1000140811 Napa Auto Parts	67202 · R/M Vehicles		49.98	-40,482.57
12/28/2021	Galls	corpayone 1000140811 Galls, LLC R13	68000 · Operating Supplie		85.41	-40,567.98
12/29/2021	Direct Deposit	Memo:ACCOUNTANTSWORLD PAYROLLDBT 74331633	1 · Payroll Clearing Accou		1,942.01	-42,509.99

12/29/2021	Red Creek Waste Services Inc.	corpayone 1000141104 RedCreek R18	68600 · Public Utilities		40.28	-42,550.27
12/29/2021	Comcast Business	corpayone 1000141019 Comcast Busines	68600 · Public Utilities		80.20	-42,630.47
12/29/2021	AT&T	corpayone 1000141019 AT&TMobility, R	68600 · Public Utilities		236.41	-42,866.88
12/30/2021	Nye Uniform Co.		20000 · Accounts Payable		146.50	-43,013.38
12/31/2021			Interest Income	6.59		-43,006.79
				223.31	**43,230.10**	**-43,006.79**

Lowell Fire Authority
Statement of Revenues, Expenditures, and Changes in Fund Balances
For the One and Five Months Ended December 31, 2021

	Current Month	General Fund Year to date	Budget	Available Balance	% of the budget used
INCREASE/DECREASE IN NET ASSETS	(40,942.11)	16,933.91	106,081.86	87,875.98	
Beginning Net Assets		$ 29,720.77	$ 29,720.77		
Ending Net Assets		$ 46,654.68	$ 135,802.63		

FIRE BUDGET 22-23

		Budget
Salaries - Permanent	$	106,880.00
Salaries - Part time		
Salaries - Temporary	$	185,700.00
Social Security	$	24,000.00
Workers Compensation	$	16,200.00
PERSONNEL SERVICES	**$**	**332,780.00**
Office Supplies	$	1,000.00
Operating Supplies	$	35,000.00
Fuel	$	8,000.00
Building Maint & Supplies	$	8,900.00
SUPPLIES	**$**	**52,900.00**
Communications	$	14,000.00
Travel Expenses	$	2,500.00
Insurance	$	11,500.00
Public Utilities	$	15,000.00
Repair & Maintenance		
R&M Vehicles	$	12,000.00
R&M Other	$	5,500.00
Hydrant Rentals		
Public Education	$	1,500.00
Training	$	16,000.00
Contingency Civil Defense	$	-
Miscellaneous Expense		$1,500.00
OTHER SERVICES & CHARGES	**$**	**79,500.00**
Fire & Rescue Vehicles	$	33,000.00
Equipment	$	-
CAPITAL EXPENDITURES	**$**	**33,000.00**
	$	-
TOTAL	$	498,180.00

		Budget
Professional Services	$	42,300.00
GRAND TOTAL	**$**	**540,480.00**

SEV = 40%	**Amount**			
Lowell Township	$ 282,059,100.00	41%	0.16	$ 87,718.14
Vergennes	$ 243,370,700.00	35%	0.14	$ 75,686.35
City	$ 169,739,100.00	24%	0.10	$ 52,787.51
TOTAL	**$ 695,168,900.00**	**100%**		

POPULATION = 20%				
Lowell Township	5949	41.6%	0.08	$ 45,007.22
Vergennes	4189	29.3%	0.06	$ 31,691.92
City	4150	29.0%	0.06	$ 31,396.86
TOTAL	**14288**	**100%**		

NUMBER OF RUNS = 40%				
Lowell Township	386	37.3%	0.15	$ 80,550.30
Vergennes	223	21.5%	0.09	$ 46,535.54
City	427	41.2%	0.16	$ 89,106.16
TOTAL	**1036**	**100%**		

GRAND TOTAL OWING

Lowell Township	$ 213,275.65	$ 53,318.91
Vergennes	$ 153,913.81	$ 38,478.45
City	$ 173,290.54	$ 43,322.63
	$ 540,480.00	

LOWELL AREA FIRE AND EMERGENCY SERVICES AUTHORITY

Departmental Administrative Policy

Subject: Fire Chief's Vehicle
AP Reference #: A0311

Original Effective Date:
Revision Date:

☒ **Administrative**

Purpose :
As a benefit to the Chief and the Community, the Fire Chief shall be issued a department "Take-home" vehicle. Below are the best practices for the use of the vehicle and should be adhered to as close as possible.

a) The Fire Chief's Vehicles shall only be driven by the Chief, or designated Fire Department personnel.

b) The Fire Chief's Vehicle is to be used primarily to transport the Fire Chief, and other Department personnel to alarms, drills, training sessions (teaching or attending), parades, funerals or other activities. The vehicle shall be licensed to the EMS level of the department.

c) Persons other than Fire Department personnel may ride in the Fire Chief's vehicle during non-emergency conditions.

d) The Fire Chief's vehicle may be used by the Chief for transportation to and from the firehouse, as well as for personal travel as long as the user and vehicle are available to respond to an emergency if needed.

e) No political or commercial signs/stickers shall be displayed on the vehicle.

f) The user shall, at all times, be cognizant of the fact that they are identifiable as a member of the Lowell Area Fire Department, exercising good judgment at all times.

g) The Fire Chief's vehicle shall be maintained by the user with all necessary equipment to respond to emergency calls. A Department fuel card will be issued for the vehicle. The user is responsible for the cleanliness and general upkeep of the vehicle. Any needed repairs shall be documented. Any damage to the vehicle shall be immediately reported to the Authority Board Chair and documented in writing and any appropriate paperwork completed and filed. All required service and repairs will be made at the expense of the Authority

h) Any user shall, at all times, fully comply with all State of Michigan emergency and non-emergency driving laws, including those contained in the State of Michigan Vehicle and Traffic Laws.

LOWELL AREA FIRE AND EMERGENCY SERVICES AUTHORITY RESERVES THE RIGHT TO ALTER, AMEND, MODIFY OR ELIMINATE THIS POLICY AT ANY TIME WITHOUT PRIOR NOTICE.

LOWELL AREA FIRE AND EMERGENCY SERVICES AUTHORITY

Departmental Administrative Policy

Authored by: Shannon L. Witherell, Fire Chief
Reviewed by: Command Staff
Approved by: LAFESA Board

Lowell Area Fire and
Emergency Services Authority
Lowell Area Fire Department
315 S. Hudson St. Lowell, MI 49331
616-897-7354

Friday, January 07, 2022

Fire Authority Board:

We responded to 85 total incidents for the month of December. Including a large barn fire that was commercial use in Vergennes TWP.
We responded to a total 1047 requests for service in 2021, an increase of 228 calls over 2020 and an increase of 83calls over 2019.

Our annual Holiday banquet/ Awards night was a great event. We announced the following awards; Chief's Service award John North, Rookie of the Year Brenda Herron, and Firefighter of the Year Tim Hill. We also had several lifesaving awards given out.

Toys for Tots toy drive is collected three large boxes of new toys.

Probationary Firefighters Tom vanPutten, Dan Rybiski, and Paige Frazer all successfully completed their EMT course. Paige has also taken and passed the NREMT Exam as well.

We are looking into a recent release of 5 million dollars through the Department of Treasury for training funds. We are currently looking into a request of $15,000.00 to complete all remaining staff training to EMT. We are also looking to see if additional PPE will qualify for these funds.

Please feel free to contact me at (616) 840-1422 with any questions or concerns.

Respectfully, Shannon Witherell

Fire Chief, Lowell Area Fire Dept.

Lowell Area Fire Dept.

Lowell, MI

This report was generated on 1/7/2022 4:45:24 PM

Incident Type Count per Zone for Date Range

Start Date: 12/01/2021 | End Date: 12/31/2021

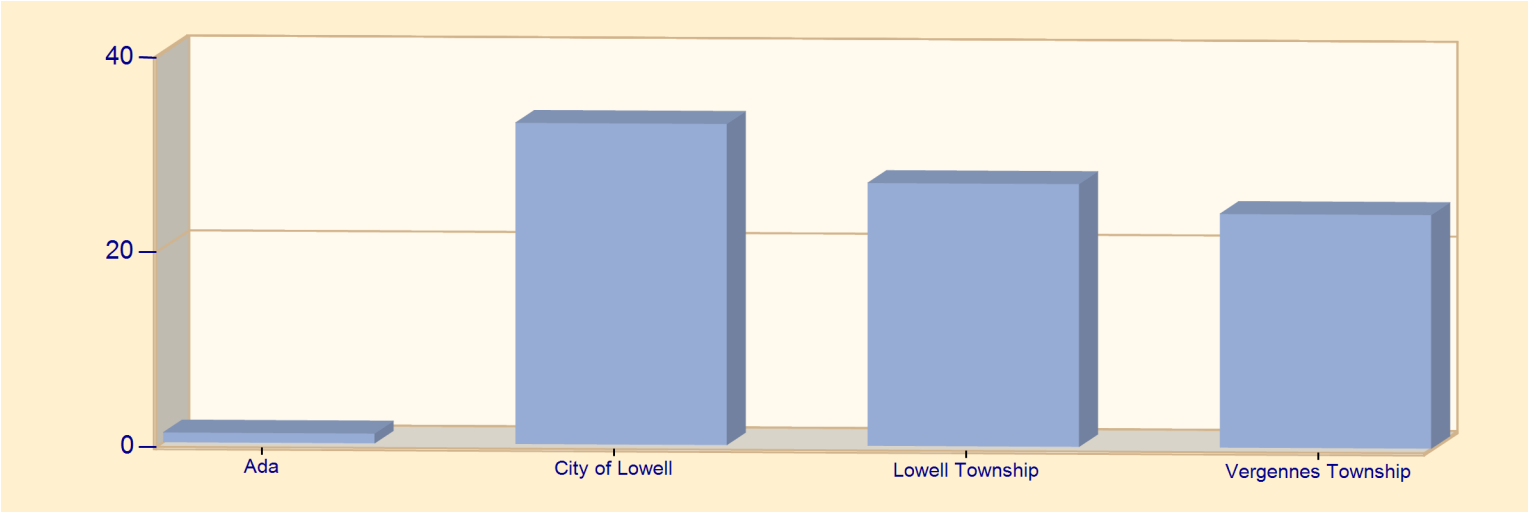

ZONES	INCIDENT TYPE	COUNT
Ada - Ada Township		
	611 - Dispatched & cancelled en route	1
	Total Incidents for Ada - Ada Township:	*1*
City of Lowell - City		
	321 - EMS call, excluding vehicle accident with injury	28
	322 - Motor vehicle accident with injuries	1
	554 - Assist invalid	1
	651 - Smoke scare, odor of smoke	1
	730 - System malfunction, other	1
	741 - Sprinkler activation, no fire - unintentional	1
	Total Incidents for City of Lowell - City :	*33*
Lowell Township - Lowell Township		
	321 - EMS call, excluding vehicle accident with injury	22
	322 - Motor vehicle accident with injuries	1
	444 - Power line down	1
	611 - Dispatched & cancelled en route	3
	Total Incidents for Lowell Township - Lowell Township:	*27*
Vergennes Township - Vergennes Township		
	111 - Building fire	2
	311 - Medical assist, assist EMS crew	1
	321 - EMS call, excluding vehicle accident with injury	11

Zone information is defined on the Basic Info 3 screen of an incident.
Only REVIEWED incidents included.

ZONES	INCIDENT TYPE	COUNT
	324 - Motor vehicle accident with no injuries.	1
	331 - Lock-in (if lock out , use 511)	1
	444 - Power line down	3
	611 - Dispatched & cancelled en route	3
	622 - No incident found on arrival at dispatch address	1
	710 - Malicious, mischievous false call, other	1
	Total Incidents for Vergennes Township - Vergennes Township:	*24*

Total Count for all Zone:	***85***

Zone information is defined on the Basic Info 3 screen of an incident.
Only REVIEWED incidents included.

Lowell Area Fire Dept.

Lowell, MI

This report was generated on 1/7/2022 4:52:09 PM

Incident Count with Man-Hours per Zone for Date Range

Incident Type(s): All Incident Types | Start Date: 12/01/2021 | End Date: 12/31/2021

ZONE	INCIDENT COUNT	MAN-HOURS
Ada - Ada Township	1	0:17
City of Lowell - City	33	45:02
Lowell Township - Lowell Township	27	34:25
Vergennes Township - Vergennes Township	24	70:42
TOTAL	85	150:26

NOTE that this report takes into consideration ONLY those Personnel that are associated with an Apparatus, and that only Reviewed incidents are included in the counts.

Lowell Area Fire Dept.

Lowell, MI

This report was generated on 1/7/2022 4:44:07 PM

Breakdown by Major Incident Types for Date Range

Zone(s): All Zones | Start Date: 12/01/2021 | End Date: 12/31/2021

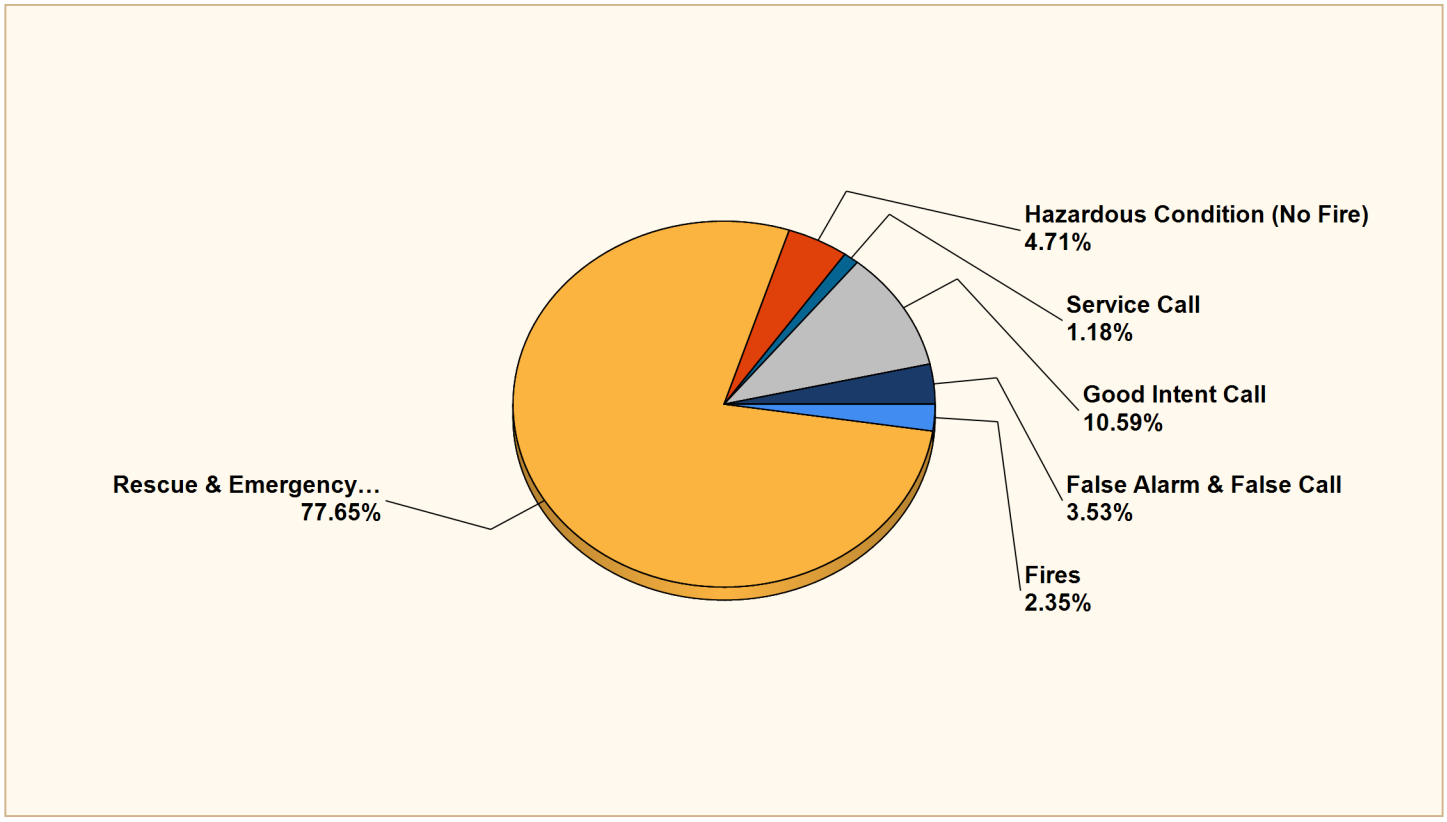

MAJOR INCIDENT TYPE	# INCIDENTS	% of TOTAL
Fires	2	2.35%
Rescue & Emergency Medical Service	66	77.65%
Hazardous Condition (No Fire)	4	4.71%
Service Call	1	1.18%
Good Intent Call	9	10.59%
False Alarm & False Call	3	3.53%
TOTAL	85	100%

Only REVIEWED and/or LOCKED IMPORTED incidents are included. Summary results for a major incident type are not displayed if the count is zero.

Detailed Breakdown by Incident Type		
INCIDENT TYPE	**# INCIDENTS**	**% of TOTAL**
111 - Building fire	2	2.35%
311 - Medical assist, assist EMS crew	1	1.18%
321 - EMS call, excluding vehicle accident with injury	61	71.76%
322 - Motor vehicle accident with injuries	2	2.35%
324 - Motor vehicle accident with no injuries.	1	1.18%
331 - Lock-in (if lock out , use 511)	1	1.18%
444 - Power line down	4	4.71%
554 - Assist invalid	1	1.18%
611 - Dispatched & cancelled en route	7	8.24%
622 - No incident found on arrival at dispatch address	1	1.18%
651 - Smoke scare, odor of smoke	1	1.18%
710 - Malicious, mischievous false call, other	1	1.18%
730 - System malfunction, other	1	1.18%
741 - Sprinkler activation, no fire - unintentional	1	1.18%
TOTAL INCIDENTS:	**85**	**100%**

Only REVIEWED and/or LOCKED IMPORTED incidents are included. Summary results for a major incident type are not displayed if the count is zero.

Lowell Area Fire Dept.

Lowell, MI

This report was generated on 1/7/2022 4:51:04 PM

Incident Count with Man-Hours per Zone for Date Range

Incident Type(s): All Incident Types | Start Date: 01/01/2021 | End Date: 12/31/2021

ZONE	INCIDENT COUNT	MAN-HOURS
Ada - Ada Township	4	21:03
Alto - Bowne Township	3	4:30
Cascade - Cascade TOWNSHIP	4	30:41
City of Lowell - City	427	574:36
Lowell Township - Lowell Township	386	600:12
Vergennes Township - Vergennes Township	223	561:55
TOTAL	1047	1792:57

NOTE that this report takes into consideration ONLY those Personnel that are associated with an Apparatus, and that only Reviewed incidents are included in the counts.

Lowell Area Fire Dept.

Lowell, MI

This report was generated on 1/7/2022 4:46:39 PM

Incident Type Count per Zone for Date Range

Start Date: 01/01/2021 | End Date: 12/31/2021

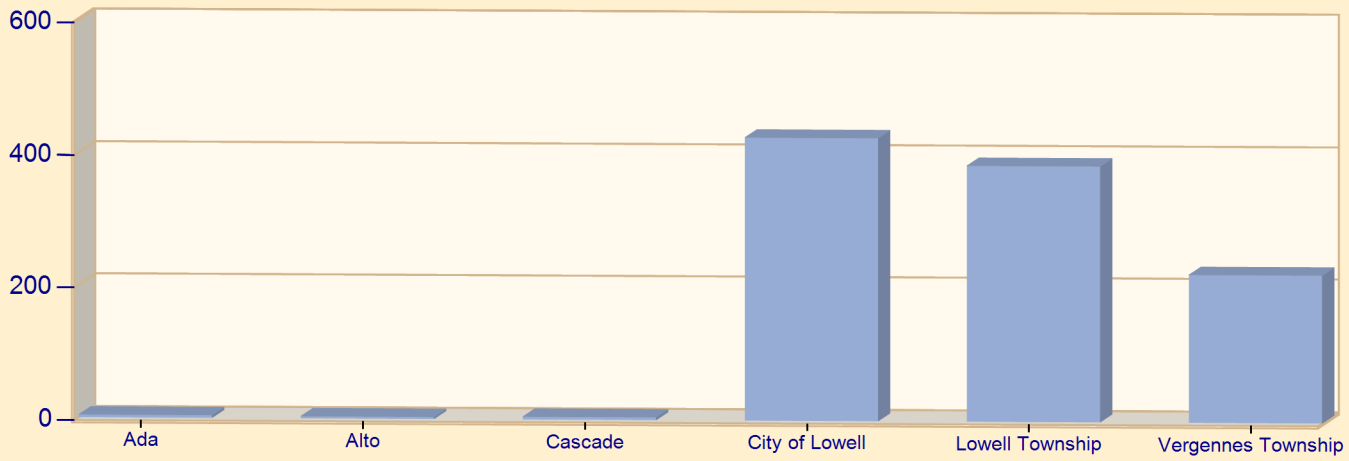

ZONES	INCIDENT TYPE	COUNT
Ada - Ada Township		
	142 - Brush or brush-and-grass mixture fire	1
	561 - Unauthorized burning	1
	611 - Dispatched & cancelled en route	2
	Total Incidents for Ada - Ada Township:	*4*
Alto - Bowne Township		
	111 - Building fire	1
	611 - Dispatched & cancelled en route	2
	Total Incidents for Alto - Bowne Township:	*3*
Cascade - Cascade TOWNSHIP		
	111 - Building fire	2
	321 - EMS call, excluding vehicle accident with injury	1
	444 - Power line down	1
	Total Incidents for Cascade - Cascade TOWNSHIP:	*4*
City of Lowell - City		
	100 - Fire, other	2
	111 - Building fire	2
	113 - Cooking fire, confined to container	1
	131 - Passenger vehicle fire	2
	154 - Dumpster or other outside trash receptacle fire	3
	311 - Medical assist, assist EMS crew	13

Zone information is defined on the Basic Info 3 screen of an incident.
Only REVIEWED incidents included.

321 - EMS call, excluding vehicle accident with injury	293
322 - Motor vehicle accident with injuries	7
324 - Motor vehicle accident with no injuries.	6
331 - Lock-in (if lock out , use 511)	2
350 - Extrication, rescue, other	1
360 - Water & ice-related rescue, other	1
411 - Gasoline or other flammable liquid spill	2
412 - Gas leak (natural gas or LPG)	6
413 - Oil or other combustible liquid spill	1
424 - Carbon monoxide incident	3
444 - Power line down	14
463 - Vehicle accident, general cleanup	1
500 - Service Call, other	1
511 - Lock-out	1
540 - Animal problem, other	1
550 - Public service assistance, other	2
551 - Assist police or other governmental agency	2
554 - Assist invalid	4
561 - Unauthorized burning	2
600 - Good intent call, other	4
611 - Dispatched & cancelled en route	13
622 - No incident found on arrival at dispatch address	1
631 - Authorized controlled burning	1
651 - Smoke scare, odor of smoke	2
700 - False alarm or false call, other	6
710 - Malicious, mischievous false call, other	2
711 - Municipal alarm system, malicious false alarm	1
715 - Local alarm system, malicious false alarm	1
730 - System malfunction, other	2
733 - Smoke detector activation due to malfunction	3
735 - Alarm system sounded due to malfunction	6
740 - Unintentional transmission of alarm, other	1
741 - Sprinkler activation, no fire - unintentional	1
743 - Smoke detector activation, no fire - unintentional	1
744 - Detector activation, no fire - unintentional	2
745 - Alarm system activation, no fire - unintentional	5
900 - Special type of incident, other	1
911 - Citizen complaint	1

Zone information is defined on the Basic Info 3 screen of an incident.
Only REVIEWED incidents included.

ZONES	INCIDENT TYPE	COUNT
	Total Incidents for City of Lowell - City :	*427*
Lowell Township - Lowell Township		
	111 - Building fire	4
	113 - Cooking fire, confined to container	2
	118 - Trash or rubbish fire, contained	3
	142 - Brush or brush-and-grass mixture fire	2
	311 - Medical assist, assist EMS crew	3
	321 - EMS call, excluding vehicle accident with injury	269
	322 - Motor vehicle accident with injuries	9
	324 - Motor vehicle accident with no injuries.	5
	331 - Lock-in (if lock out , use 511)	1
	352 - Extrication of victim(s) from vehicle	1
	400 - Hazardous condition, other	1
	411 - Gasoline or other flammable liquid spill	1
	412 - Gas leak (natural gas or LPG)	1
	424 - Carbon monoxide incident	8
	440 - Electrical wiring/equipment problem, other	1
	444 - Power line down	16
	445 - Arcing, shorted electrical equipment	1
	451 - Biological hazard, confirmed or suspected	1
	461 - Building or structure weakened or collapsed	1
	500 - Service Call, other	1
	550 - Public service assistance, other	1
	551 - Assist police or other governmental agency	3
	552 - Police matter	1
	554 - Assist invalid	2
	600 - Good intent call, other	4
	611 - Dispatched & cancelled en route	23
	631 - Authorized controlled burning	1
	632 - Prescribed fire	1
	651 - Smoke scare, odor of smoke	3
	700 - False alarm or false call, other	1
	710 - Malicious, mischievous false call, other	1
	715 - Local alarm system, malicious false alarm	1
	731 - Sprinkler activation due to malfunction	3
	733 - Smoke detector activation due to malfunction	3
	735 - Alarm system sounded due to malfunction	2

Zone information is defined on the Basic Info 3 screen of an incident.
Only REVIEWED incidents included.

ZONES	INCIDENT TYPE	COUNT
	741 - Sprinkler activation, no fire - unintentional	1
	743 - Smoke detector activation, no fire - unintentional	2
	745 - Alarm system activation, no fire - unintentional	2
	Total Incidents for Lowell Township - Lowell Township:	*386*
Vergennes Township - Vergennes Township		
	111 - Building fire	3
	118 - Trash or rubbish fire, contained	1
	131 - Passenger vehicle fire	1
	140 - Natural vegetation fire, other	1
	141 - Forest, woods or wildland fire	4
	142 - Brush or brush-and-grass mixture fire	4
	150 - Outside rubbish fire, other	1
	242 - Blasting agent explosion (no fire)	1
	311 - Medical assist, assist EMS crew	3
	321 - EMS call, excluding vehicle accident with injury	131
	322 - Motor vehicle accident with injuries	5
	324 - Motor vehicle accident with no injuries.	9
	331 - Lock-in (if lock out , use 511)	3
	360 - Water & ice-related rescue, other	1
	412 - Gas leak (natural gas or LPG)	1
	424 - Carbon monoxide incident	3
	442 - Overheated motor	1
	444 - Power line down	14
	445 - Arcing, shorted electrical equipment	1
	511 - Lock-out	1
	551 - Assist police or other governmental agency	3
	554 - Assist invalid	3
	561 - Unauthorized burning	3
	600 - Good intent call, other	1
	611 - Dispatched & cancelled en route	9
	622 - No incident found on arrival at dispatch address	1
	631 - Authorized controlled burning	2
	632 - Prescribed fire	1
	651 - Smoke scare, odor of smoke	1
	710 - Malicious, mischievous false call, other	2
	711 - Municipal alarm system, malicious false alarm	1
	733 - Smoke detector activation due to malfunction	3

Zone information is defined on the Basic Info 3 screen of an incident.
Only REVIEWED incidents included.

ZONES	INCIDENT TYPE	COUNT
	740 - Unintentional transmission of alarm, other	1
	745 - Alarm system activation, no fire - unintentional	2
	911 - Citizen complaint	1
	Total Incidents for Vergennes Township - Vergennes Township:	*223*

Total Count for all Zone:	***1047***

Zone information is defined on the Basic Info 3 screen of an incident.
Only REVIEWED incidents included.

Lowell Area Fire Dept.

Lowell, MI

This report was generated on 1/7/2022 4:44:50 PM

Breakdown by Major Incident Types for Date Range

Zone(s): All Zones | Start Date: 01/01/2021 | End Date: 12/31/2021

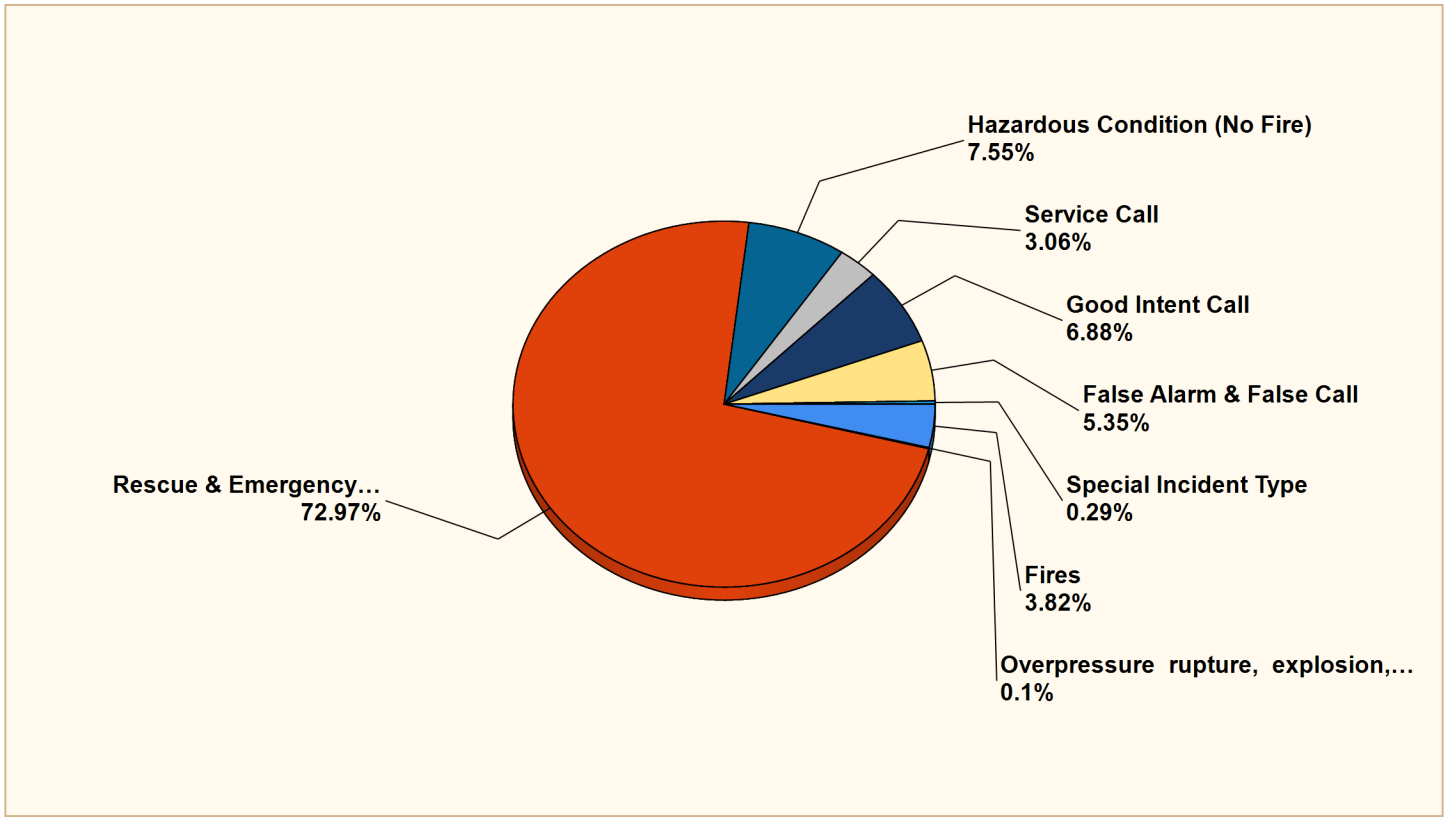

MAJOR INCIDENT TYPE	# INCIDENTS	% of TOTAL
Fires	40	3.82%
Overpressure rupture, explosion, overheat - no fire	1	0.1%
Rescue & Emergency Medical Service	764	72.97%
Hazardous Condition (No Fire)	79	7.55%
Service Call	32	3.06%
Good Intent Call	72	6.88%
False Alarm & False Call	56	5.35%
Special Incident Type	3	0.29%
TOTAL	1047	100%

Only REVIEWED and/or LOCKED IMPORTED incidents are included. Summary results for a major incident type are not displayed if the count is zero.

Detailed Breakdown by Incident Type		
INCIDENT TYPE	**# INCIDENTS**	**% of TOTAL**
100 - Fire, other	2	0.19%
111 - Building fire	12	1.15%
113 - Cooking fire, confined to container	3	0.29%
118 - Trash or rubbish fire, contained	4	0.38%
131 - Passenger vehicle fire	3	0.29%
140 - Natural vegetation fire, other	1	0.1%
141 - Forest, woods or wildland fire	4	0.38%
142 - Brush or brush-and-grass mixture fire	7	0.67%
150 - Outside rubbish fire, other	1	0.1%
154 - Dumpster or other outside trash receptacle fire	3	0.29%
242 - Blasting agent explosion (no fire)	1	0.1%
311 - Medical assist, assist EMS crew	19	1.81%
321 - EMS call, excluding vehicle accident with injury	694	66.28%
322 - Motor vehicle accident with injuries	21	2.01%
324 - Motor vehicle accident with no injuries.	20	1.91%
331 - Lock-in (if lock out , use 511)	6	0.57%
350 - Extrication, rescue, other	1	0.1%
352 - Extrication of victim(s) from vehicle	1	0.1%
360 - Water & ice-related rescue, other	2	0.19%
400 - Hazardous condition, other	1	0.1%
411 - Gasoline or other flammable liquid spill	3	0.29%
412 - Gas leak (natural gas or LPG)	8	0.76%
413 - Oil or other combustible liquid spill	1	0.1%
424 - Carbon monoxide incident	14	1.34%
440 - Electrical wiring/equipment problem, other	1	0.1%
442 - Overheated motor	1	0.1%
444 - Power line down	45	4.3%
445 - Arcing, shorted electrical equipment	2	0.19%
451 - Biological hazard, confirmed or suspected	1	0.1%
461 - Building or structure weakened or collapsed	1	0.1%
463 - Vehicle accident, general cleanup	1	0.1%
500 - Service Call, other	2	0.19%
511 - Lock-out	2	0.19%
540 - Animal problem, other	1	0.1%
550 - Public service assistance, other	3	0.29%
551 - Assist police or other governmental agency	8	0.76%
552 - Police matter	1	0.1%
554 - Assist invalid	9	0.86%
561 - Unauthorized burning	6	0.57%
600 - Good intent call, other	9	0.86%
611 - Dispatched & cancelled en route	49	4.68%
622 - No incident found on arrival at dispatch address	2	0.19%
631 - Authorized controlled burning	4	0.38%
632 - Prescribed fire	2	0.19%
651 - Smoke scare, odor of smoke	6	0.57%
700 - False alarm or false call, other	7	0.67%
710 - Malicious, mischievous false call, other	5	0.48%
711 - Municipal alarm system, malicious false alarm	2	0.19%
715 - Local alarm system, malicious false alarm	2	0.19%
730 - System malfunction, other	2	0.19%
731 - Sprinkler activation due to malfunction	3	0.29%
733 - Smoke detector activation due to malfunction	9	0.86%
735 - Alarm system sounded due to malfunction	8	0.76%
740 - Unintentional transmission of alarm, other	2	0.19%
741 - Sprinkler activation, no fire - unintentional	2	0.19%

Only REVIEWED and/or LOCKED IMPORTED incidents are included. Summary results for a major incident type are not displayed if the count is zero.

Detailed Breakdown by Incident Type		
INCIDENT TYPE	**# INCIDENTS**	**% of TOTAL**
743 - Smoke detector activation, no fire - unintentional	3	0.29%
744 - Detector activation, no fire - unintentional	2	0.19%
745 - Alarm system activation, no fire - unintentional	9	0.86%
900 - Special type of incident, other	1	0.1%
911 - Citizen complaint	2	0.19%
TOTAL INCIDENTS:	**1047**	**100%**

Only REVIEWED and/or LOCKED IMPORTED incidents are included. Summary results for a major incident type are not displayed if the count is zero.